

Touch

El spa para parejas.

CÓDIGO 69121

Ideal para **3 personas**

3 posiciones distintas

2 tumbonas

1 asiento

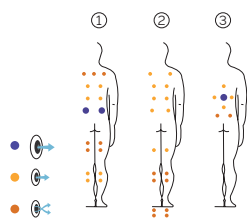
Medidas: 216 × 166 × 74 cm

Volumen de agua: 780 litros


Peso: Vacío 229 kg / Lleno 1.009 kg

7 colores


3 tipos de masaje



ACABADOS CASCO (COLORES ACRÍLICO)



ACABADOS REVESTIMIENTO DEL MUEBLE EXTERIOR



AQUALIFE LINE

ES

AQUAVIA SPA

CARACTERÍSTICAS TÉCNICAS

PRESTACIONES	
Total puntos de masaje	42
Jets masaje agua	42
Boquillas masaje aire	No disponible
Cascadas	No disponible
Reposacabezas	3
Panel de Control Digital	Estándar
Clear Water System	Estándar
Estructura metálica	Estándar
Base ABS	Estándar
Energy Saving Cover	Estándar
EcoSpa	Opcional
Nordic Insulation System	Opcional
ACABADOS	
2 Focos LED	Opcional
1 Foco LED	Incluido
Bluetooth Audio	Opcional
Boquillas Inoxidable	Estándar
*Touch panel programable WiFi	Opcional
Sin revestimiento	Opcional
BOMBAS DE MASAJE	
Masaje de agua	2.200 W / 3 CV
Relax Impact Pump	No disponible
FILTRACIÓN Y CALEFACCIÓN	
Bomba de recirculación	200 W
Calentador de agua	3.000 W
Tipo de filtro	Cartucho
CORRIENTE ELÉCTRICA	
Potencia requerida a 230 V (LOW/AMP)	3.400W / 14,6 A
Voltaje	230 V / 400 V III

PRESTACIONES



PRESTACIONES OPCIONALES



*Para integrar la opción Touch Panel Programable Wifi, el spa debe incorporar Nordic Insulation System o EcoSpa e incluir la opción 2 focos LED

Como parte de nuestra política de mejoramiento continuo, nos reservamos el derecho de modificar el diseño y/o especificaciones sin previo aviso.

Touch

The hot tub for couples.

CODE 69121

Ideal for **3 people**

3 positions

2 loungers

1 seats

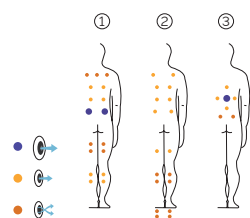
Measures: 216 × 166 × 74 cm

Water capacity (l): 780 liters


Weight: Empty 229 kg / Full 1.009 kg

7 colors


3 massages



SHELL FINISHES (ACRYLIC COLORS)



FURNITURE FINISHES (OUTDOOR CABINET)



FEATURES



OPTIONAL FEATURES



AQUALIFE LINE

EN

AQUAVIA SPA

TECHNICAL SPECIFICATIONS

FEATURES	
Total massage points	42
Massage Jets	42
Air Nozzles	Not available
Waterfall	Not available
Headrests	3
Digital Control Panel	Standard
Clear Water System	Standard
Metal structure	Standard
ABS base	Standard
Energy Saving Cover	Standard
EcoSpa	Optional
Nordic Insulation System	Optional
FINISHES	
2 LED spotlights	Optional
1 LED spotlight	Included
Bluetooth Audio	Optional
Stainless Steel Nozzles	Standard
*Programmable Wi-Fi Touch Panel	Optional
Without cabinet	Optional
MESSAGE PUMPS	
Water massage	2.200 W / 3 CV
Relax Impact Pump	Not available
FILTRATION AND HEATING	
Recirculation pump	200 W
Water heater	3.000 W
Type of filter	Cartridge
POWER SUPPLY	
Power requirement to 230 V (LOW/AMP)	3.400 W / 14,6 A
Voltage	230 V / 400 V III

"To integrate the Programmable Wi-Fi Touch Panel, the hot tub must incorporate the Nordic Insulation System or EcoSpa and include the option 2 LED spotlights"

According to our policy of constant evolution, we reserve the right to modify the specifications in part or in whole without forewarning.

Touch

Le spa pour les couples.

CODE 69121

Idéal pour 3 personnes

3 positions

2 allongées

1 assises

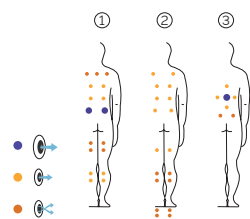
Dimensions: 216 x 166 x 74 cm

Volume Eau: 780 litres


Poids: Vide 229 kg / Plein 1.009 kg

7 couleurs


3 massages



COULEURS ACRYLIQUE



TYPE REVÊTEMENT MEUBLE EXTÉRIEUR



AQUALIFE LINE

FR

AQUAVIA SPA

CARACTÉRISTIQUES TECHNIQUES

PRESTATIONS	
Total Points de Massage	42
Jets massage	42
Buse air	Non disponible
Cascades Eau	Non disponible
Appuie-tête	3
Boîtier de commande numérique	Équipement en série
Clear Water System	Équipement en série
Structure Métal	Équipement en série
Base ABS	Équipement en série
Energy Saving Cover	Équipement en série
EcoSpa	Option
Nordic Insulation System	Option
FINITIONS	
2 ampoules LED	Option
1 ampoule LED	Inclus
Bluetooth Audio	Option
Buses en acier inoxydable	Équipement en série
*Touch panel programmable WiFi	Option
Sans habillage	Option
POMPES DE MASSAGE	
Massage d'eau	2.200 W / 3 CV
Relax Impact Pump	Non disponible
FILTRATION ET CHAUFFAGE	
Pompe de recirculation	200 W
Chauffage d'eau	3.000 W
Type de filtre	Cartouche
COURANT ÉLECTRIQUE	
Puissance maximale to 230 V (LOW/AMP)	3.400 W / 14,6 A
Tension	230 V / 400 V III

PRESTATIONS



PRESTATIONS OPTIONNELLES



*Pour intégrer l'option Touch Panel Programmable Wifi, le spa doit intégrer le Nordic Insulation System ou EcoSpa et inclure l'option de 2 spots LED.

Dans le cadre de notre politique d'améliorations constantes, nous nous réservons le droit de modifier/d'amender nos spécifications n'importe quand et sans aucun préavis.

Touch

Der Whirlpool für Paare.

CODE 69121

Ideal für 3 Personen

3 Positionen

2 Liege

1 Sitzen

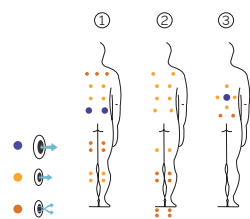
Abmasse: 216 x 166 x 74 cm

Volumen (l): 780 liter


Gewicht: Leer 229 kg / Befüllt 1.009 kg

7 Farben


3 Massagen



ACRYLFARBEN



VERKLEIDUNGSTYP Außenrahmen



AQUALIFE LINE

DE

AQUAVIA SPA

AUSSTATTUNG

LEISTUNGEN	
Massagepunkte gesamt	42
Massagedüsen	42
Luftdüsen	Nicht verfügbar
Wasserfälle	Nicht verfügbar
Kopfstützen	3
Digitale Bedieneinheit	Serienausstattung
Clear Water System	Serienausstattung
Metallrahmen	Serienausstattung
ABS-Platte	Serienausstattung
Energy Saving Cover	Serienausstattung
EcoSpa	Option
Nordic Insulation System	Option
UNTERHALTUNG	
2 LED-Strahler	Option
1 LED-Strahler	Enthalten
Bluetooth Audio	Option
Düsen Edelstahl	Serienausstattung
*Programmierbares WLAN-Tastfeld	Option
Ohne Rahmen	Option
MASSAGEPUMPEN	
Wassermassage / Jetpumpe	2.200 W / 3 CV
Relax Impact Pump / Gebläse	Nicht verfügbar
FILTER UND HEIZUNG	
Silent Pump / Umwälzpumpe	200 W
Wassererhitzer	3.000 W
Filtertyp	Kartuschenfilter
ELEKTRISCHE SPANNUNG	
Leistung Option niedrige Stromstärke(W)/(A)230 V	3.400 W / 14,6 A
Stromspannung	230 V / 400 V III

LEISTUNGEN



OPTIONALE LEISTUNGEN



*Um die Option Programmierbares WLAN-Tastfeld zu integrieren, muss das Spa über Nordic Insulation System oder EcoSpa verfügen und die Option 2 LED-Strahler enthalten.

Im Rahmen unserer Bemühungen um ständige Verbesserungen behalten wir uns das Recht vor, ohne weitere Bekanntmachungen Änderungen an der Konstruktion und den technischen Daten vorzunehmen.

Touch

La minipiscina perfetta per le coppie.

CODICE 69121

Ideale per **3 persone**

3 posizioni

2 sdraiato

1 seduto

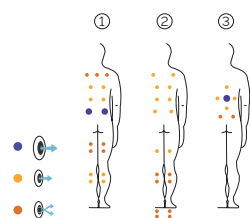
Misure: 216 x 166 x 74 cm

Volume acqua: 780 litri


Peso: Vuota 229 kg / Piena 1.009 kg

7 colori


3 massaggi



COLORI SUPERFICIE ACRILICA



TIPO DI RIVESTIMENTO DEL MOBILE ESTERNO



AQUALIFE LINE

IT

AQUAVIA SPA

CARATTERISTICHE TECNICHE

PRESTAZIONI	
Totale punti di massaggio	42
Getti di massaggio	42
Bocchette di aria	Non disponibile
Cascate d'acqua	Non disponibile
Poggiatesta	3
Pannello di controllo digitale	Equipaggiamento di serie
Clear Water System	Equipaggiamento di serie
Struttura metallica	Equipaggiamento di serie
Base ABS	Equipaggiamento di serie
Energy Saving Cover	Equipaggiamento di serie
EcoSpa	Opzionale
Nordic Insulation System	Opzionale
FINITURE	
2 luci LED	Opzionale
1 luce LED	Incluso
Bluetooth Audio	Opzionale
Jet/Bocchette Inossidabile	Equipaggiamento di serie
*Touch Panel programmabile WiFi	Opzionale
Senza rivestimento	Opzionale
POMPE DI MASSAGGIO	
Massaggio ad acqua	2.200 W / 3 CV
Relax Impact Pump	Non disponibile
FILTRAGGIO E RISCALDAMENTO	
Pompa di ricircolo	200 W
Scaldaacqua	3.000 W
Tipo di filtro	Cartuccia
CORRENTE ELETTRICA	
Potenza necessaria a 230 V (LOW/AMP)	3.400 W / 14,6 A
Tensione	230 V / 400 V III

PRESTAZIONI



PRESTAZIONI ADDIZIONALI



*Per integrare l'opzione Touch Panel programmabile WiFi, la spa deve incorporare Nordic Insulation System o EcoSpa e includere l'opzione 2 luci LED

Come parte della nostra politica di miglioramento continuo, ci riserviamo il diritto di modificare il design e/o le specifiche tecniche senza preavviso